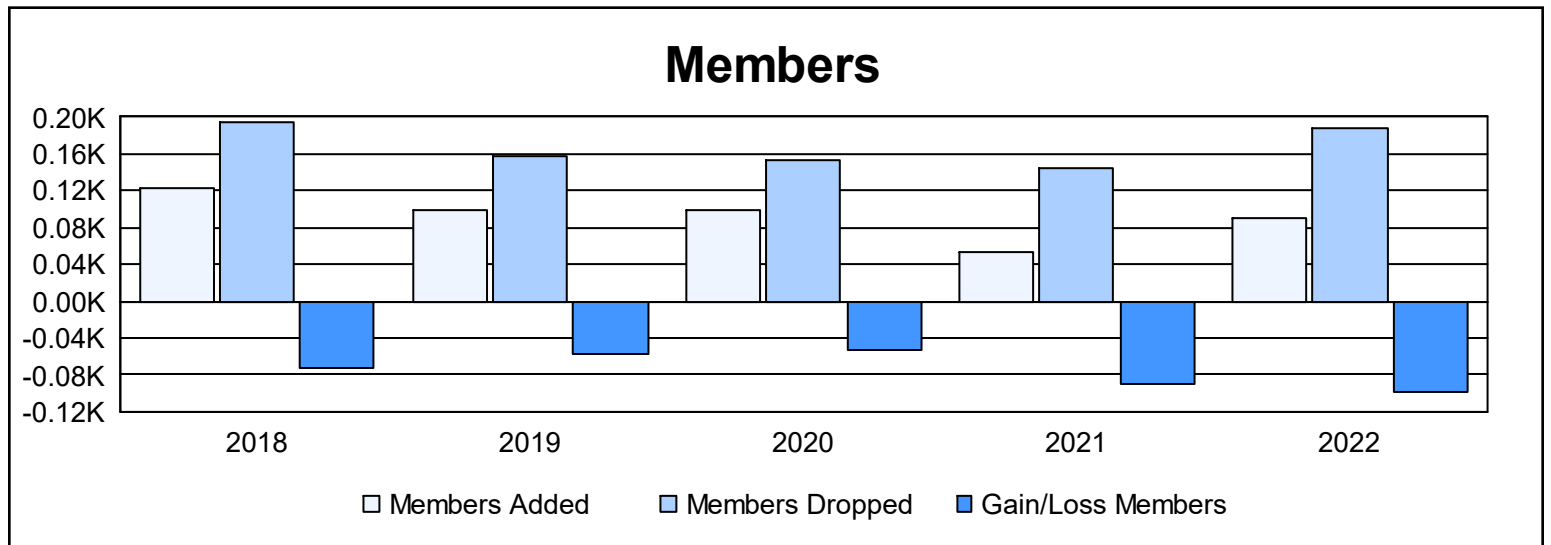
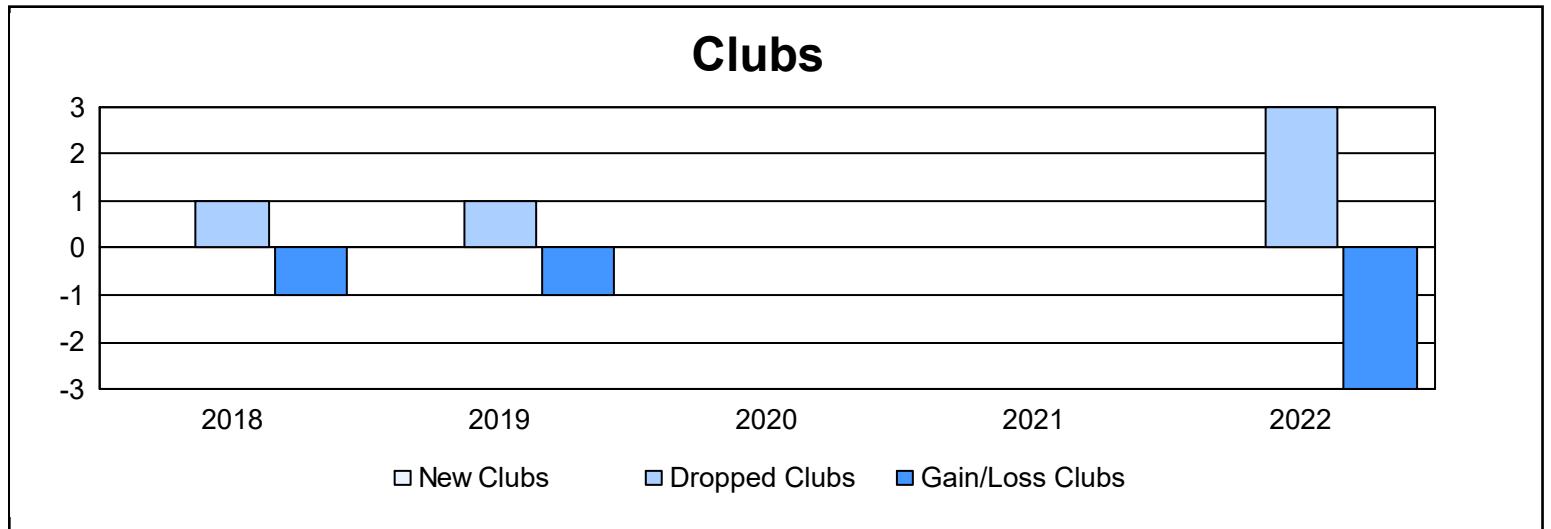
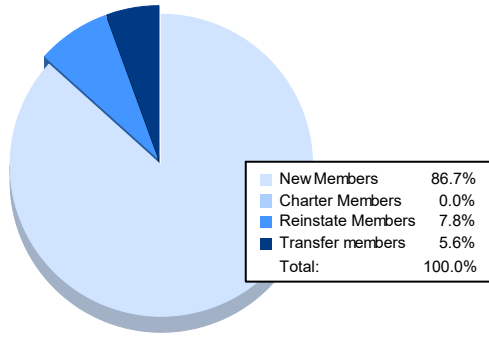


| Year | New Clubs | Dropped Clubs | Gain/ Loss Clubs | New Members | Charter Members | Reinstate Members | Transfer Members | Total Member Added | Total Members Dropped | Gain/ Loss Members |
|----------------|-----------|---------------|------------------|-------------|-----------------|-------------------|------------------|--------------------|-----------------------|--------------------|
| 2017-2018 | 0 | 1 | -1 | 101 | 0 | 11 | 11 | 123 | 195 | -72 |
| 2018-2019 | 0 | 1 | -1 | 95 | 0 | 3 | 2 | 100 | 157 | -57 |
| 2019-2020 | 0 | 0 | 0 | 87 | 0 | 9 | 3 | 99 | 153 | -54 |
| 2020-2021 | 0 | 0 | 0 | 39 | 0 | 4 | 11 | 54 | 145 | -91 |
| 2021-2022 | 0 | 3 | -3 | 78 | 0 | 7 | 5 | 90 | 189 | -99 |
| Average | 0 | 1 | -1 | 80 | 0 | 7 | 6 | 93 | 168 | -75 |



Membership Composition June 2022 Cumulative



Gender Composition June 2022 Cumulative

